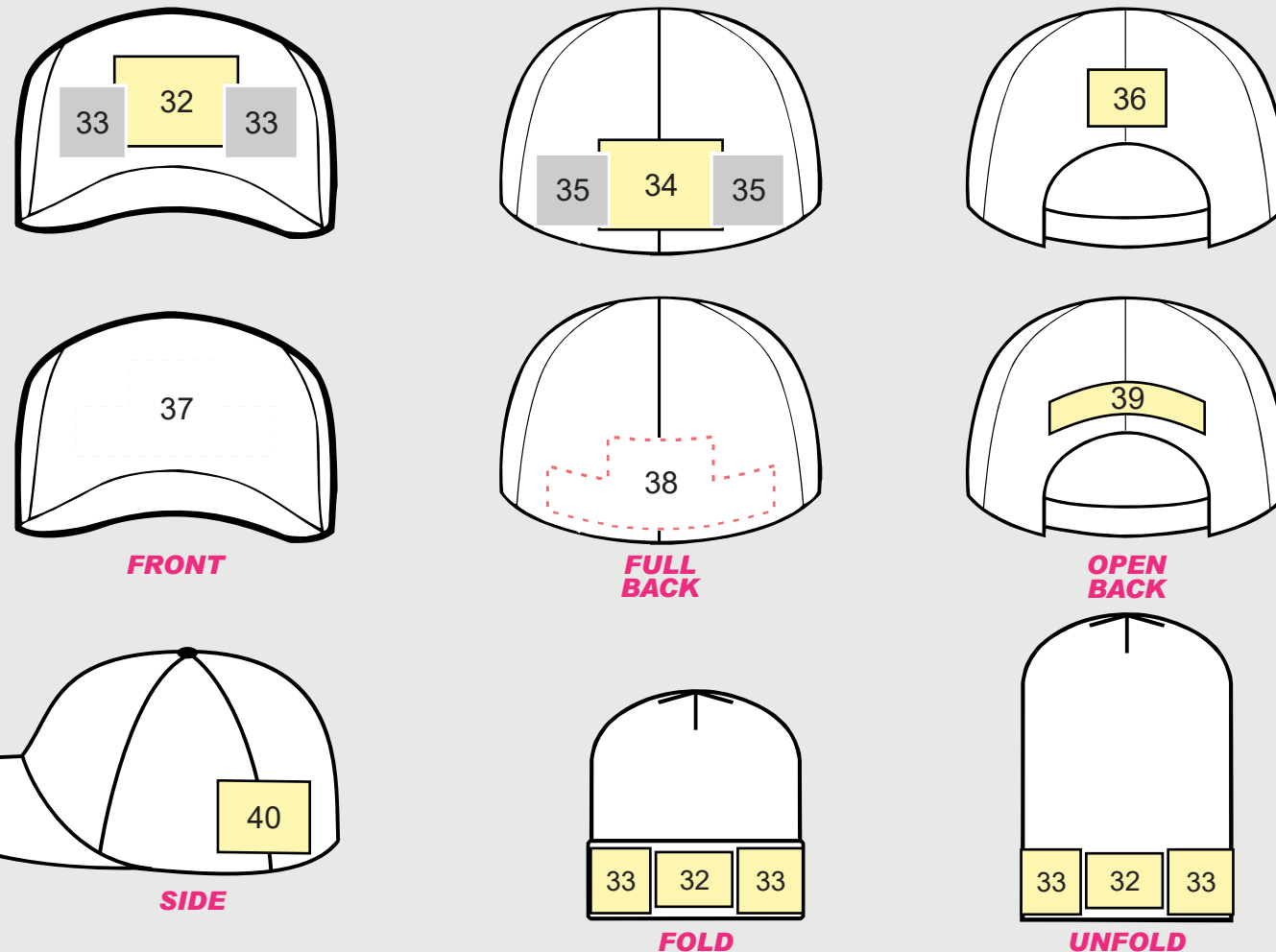
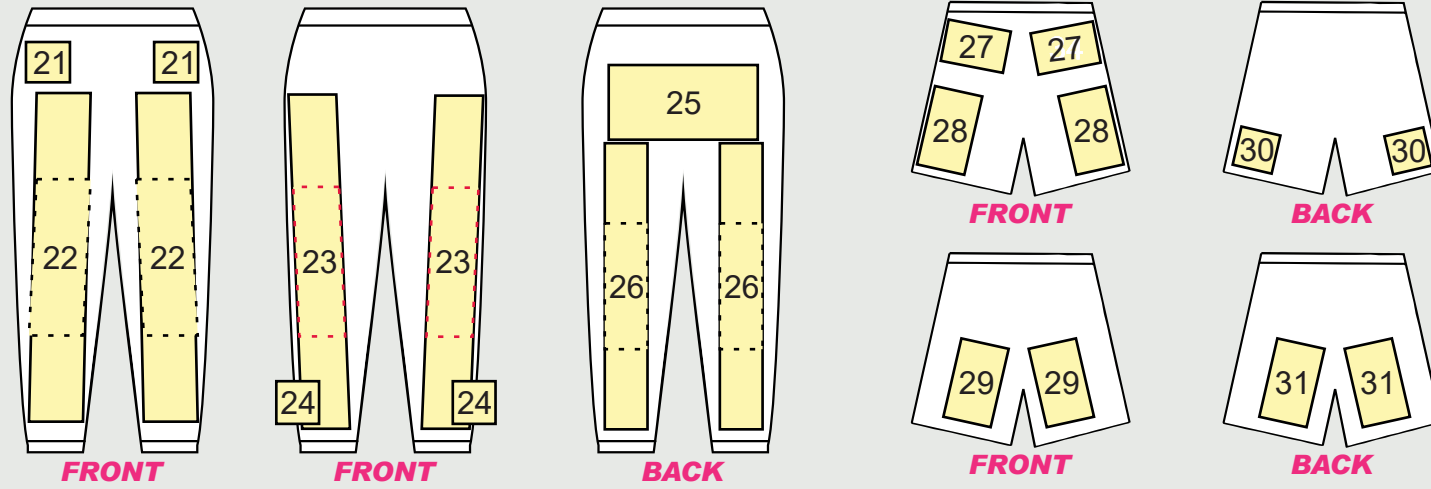


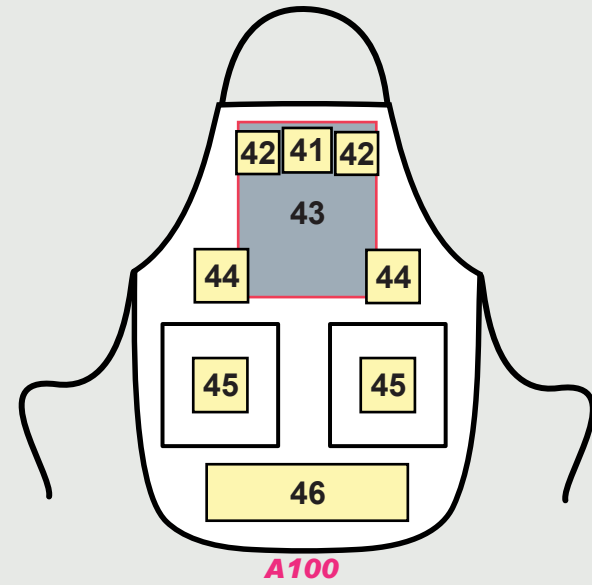
		PRE-PRODUCTION	PRODUCTION	DECORATION		
PLACEMENT		LOGO DESCRIPTION & SIZE	PLACEMENT	SP	EMB	HT
1	FF	FULL FRONT - MENS ADULT : 11"W / 12"H FULL FRONT - LADIES/YOUTH : 8"W / 12"H	MENS 3" FROM END OF NECK SEAM LADIES/YOUTH 2" END OF NECK SEAM V-NECK: 1.5" FROM END OF NECK SEAM	●	●	●
2	RSILS	RIGHTLEFT SLEEVE - MENS ADULT : 3.5"W / 4"H RIGHTLEFT SLEEVE - LADIES/YOUTH : 3"W / 2.5"H	MENS 0.5" FROM HEM LINE LADIES/YOUTH 0.5" FROM HEM LINE	●	●	●
3	FR-BS/FL-BS	FRONT (RIGHTLEFT) BOTTOM SEAM - 3"W / 3"H MAX - 10"W / 10"H	1" FROM SEAM	●	●	●
4	FC	FRONT CENTER - 5"W / 5"H BABY ONESIE - 4.5"W / 5"H MAX - 10"W / 12"H	2.5" FROM END OF NECK SEAM V-NECK: 1.5" FROM END OF NECK SEAM	●	●	●
5	RC/LC	RIGHTLEFT CHEST - MENS ADULT : 3.5"W / 4"H RIGHTLEFT CHEST - LADIES/YOUTH : 2.7"W / 3.5"H	MENS 6" FROM END OF SHOULDER SEAM LADIES/YOUTH 5" FROM SHOULDER SEAM	●	●	●
6	FC-BS	FRONT CENTER BOTTOM SEAM - MENS ADULT 10"W / 10"H FRONT CENTER BOTTOM SEAM - LADIES/YOUTH 7"W / 10"H	MENS 1" FROM END OF SEAM LADIES/YOUTH 1" FROM END OF SEAM	●	●	●
7	FRIFL	FRONT RIGHTLEFT - 7"W / 12"H	2" FROM SEAM	●	●	●
8	BRS-SIBLS-S	BOTTOM SEAM(RIGHTLEFT) - SMALL - 3.5" X 3.5"	1" FROM SEAM	●	●	●
9	FB	FULL BACK - MENS ADULT : 12"W / 15"H FULL BACK - LADIES/YOUTH : 11"W / 12"H	MENS 5" FROM END OF NECK SEAM LADIES/YOUTH 5" FROM NECK SEAM	●	●	●
10	BR-BS/BL-BS	BACK (RIGHTLEFT) BOTTOM SEAM - 3"W / 3"H MAX - 10"W / 10"H	1" FROM SEAM	●	●	●
11	Y	YOKE - 3.5" X 3.5"	1" FROM SEAM	●	●	●
12	BC-BS	BACK CENTER BOTTOM SEAM - MENS ADULT 12"W / 10"H BACK CENTER BOTTOM SEAM - LADIES/YOUTH 11"W / 10"H	MENS 1" FROM END OF SEAM LADIES/YOUTH 1" FROM END OF SEAM	●	●	●
13	BR/BL	BACK RIGHTLEFT - 7"W / 12"H	2" FROM SEAM	●	●	●

14	H-FF	HOODY FULL FRONT - MENS ADULT : 11"W / 9"H HOODY FULL FRONT - LADIES : 10"W / 7"H HOODY FULL FRONT - YOUTH : 10"W / 6"H	3" FROM SEAM	●	●	●
15	RSILS	RIGHTLEFT SLEEVE - ONLY MENS ADULT : 3.5"W / 12" **SPECIFY TEXT ORIENTATION FOR PERSONALIZATION** **DQP/DURACAD FOR LADIES/YOUTH/AA - 3"W / 10"H**	4" DOWN FROM SHOULDER SEAM	●	●	●
16	RWILW	RIGHTLEFT WRIST - ONLY MENS ADULT : 2.7"W / 3"H **DQP/DURACAD FOR LADIES/YOUTH/AA : 2.5"W / 3"H**	1" FROM SEAM			●
17	RPILP	RIGHTLEFT POCKET - 3"W / 3.5"H **DQP/DURACAD/EMB COLOUR SP ONLY**	2" FROM SEAM			●
18	Y	YOKE - 3.5"W / 3.5"H **DESIGN WILL BE COVERED WHEN HOOD IS DOWN**	3" FROM SEAM	●	●	●
19	FB	FULL BACK - ADULT MENS : 12"W / 15"H FULL BACK - LADIES : 11"W / 13"H FULL BACK - YOUTH : 11"W / 10"H	6" FROM SEAM - NOT COVERED BY HOOD	●	●	●
20	BS	FULL BACK - ADULT MENS : 12"W / 15"H FULL BACK - LADIES/YOUTH : 11"W / 13"H	2" FROM SEAM	●	●	●

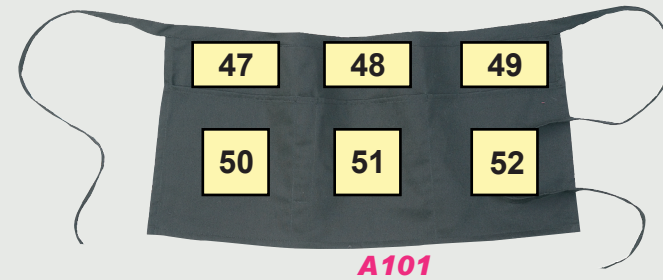


		PRE-PRODCUTION	PRODUCTION	DECORATION		
PLACEMENT	LOGO DESCRIPTION & SIZE	PLACEMENT	SP	EMB	HT	
21	FRHIFLH FRONT (RIGHT/LEFT) - HIP - 3.5"W / 4"H	4" BELOW WAIST	●	●	●	
22	FR-CLIFL-CL FRONT (RIGHT/LEFT) - CENTER LEG - 3.5"W / 12"H CENTERED ON THE FRONT OF THE LEG **SPECIFY VERTICAL PLACEMENT (TOP/MIDDLE/BOTTOM**)	6" BELOW WAIST	●	●	●	
23	FR-SLIFL-SL FRONT (RIGHT/LEFT) - SIDE LEG - 3.5"W / 12"H **SPECIFY VERTICAL PLACEMENT (TOP/MIDDLE/BOTTOM**)	6" BELOW WAIST	●	●	●	
24	BS (LEFT/RIGHT) - BOTTOM SEAM - 3.5"W / 3.5"H CENTERED HORIZONTALLY ON THE SIDE	1" ABOVE SEAM	●	●	●	
25	B BACK - 10"W / 5"H **1.5" AWAY FROM SEAM (3" GAP IN ARTWORK)**	5" BELOW WAIST	●	●	●	
26	BR-LIBL-L BACK (RIGHT/LEFT) - LEG - 7"W / 12"H CENTERED ON THE BACK OF THE LEG **SPECIFY VERTICAL PLACEMENT (TOP/MIDDLE/BOTTOM**)	9" BELOW WAIST	●	●	●	
27	RHILH RIGHT/LEFT HIP - 3.5"W / 3.5"H CENTERED HORIZONTALLY ON THE SIDE	1" BELOW WAIST	●	●	●	
28	FR-SLIFL-SL FRONT (RIGHT/LEFT) - SIDE LEG - 3.5"W / 8"H 1" AWAY FROM SIDE SEAM	1" ABOVE SEAM	●	●	●	
29	FR-LIFL-L FRONT (RIGHT/LEFT) - LEG - 3.5"W / 10"H CENTERED ON THE FRONT OF THE LEG	6" BELOW WAIST	●	●	●	
30	BR-SLIBL-SL BACK (RIGHT/LEFT) SIDE LEG - 3.5"W / 3.5"H 1" AWAY FROM SIDE SEAM	1" ABOVE SEAM	●	●	●	
31	BR-LIBL-L BACK (RIGHT/LEFT) - LEG - 3.5"W / 12"H 1" AWAY FROM SIDE SEAM CENTERED ON THE BACK OF THE LEG	9" BELOW WAIST	●	●	●	


32	HF HAT FRONT - HORIZONTAL LOGO MAX : 2.2"H (3.7"W) - VERTICAL LOGO MAX : 5"W (1.5"H) **SPECIFY "F/UF" IF LOGO PLACEMENT IS ON FOLD OR UNFOLD**	0.5" TO 1" FROM SEAM		●		
33	HR-BIHL-F HAT (RIGHT/LEFT) - BACK - 2.25"W / 2"H **SPECIFY "F/UF" IF LOGO PLACEMENT IS ON FOLD OR UNFOLD**	0.5" TO 1" FROM SEAM		●		
34	HB HAT BACK (CLOSED BACK) - 4"W / 2"H	0.5" TO 1" FROM SEAM (NAMES - 0.5" FROM BOTTOM)		●		
35	HR-BIHL-B HAT (RIGHT/LEFT) - BACK - 2.25"W / 2"H	0.5" TO 1" FROM SEAM		●		
36	HB-S HAT BACK - SMALL (OPEN BACK) - 3"W / 1.5"H	0.5" FROM SEAM		●		
37	HF-F HAT FRONT - HORIZONTAL LOGO MAX : 2.2"H (3.7"W) - VERTICAL LOGO MAX : 5"W (1.5"H)	0.5" TO 1" FROM SEAM		●		
38	HB-F HAT BACK - FULL - VERTICAL LOGO MAX : 2"W / 0.7"H HORIZONTAL LOGO MAX - 5"W / 1.5"H	0.5" TO 1" FROM SEAM (NAMES - 0.5" FROM BOTTOM)		●		
39	HB-C HAT BACK - CURVED - 3.7"W / 1"H	0.5" FROM SEAM		●		
40	HR-SIHL-S HAT (RIGHT/LEFT) SIDE - MAX 3.00" W / MAX 2"H WITHIN SIDE PANEL : MAX 2.25"W	0.5" TO 1" FROM SEAM		●		



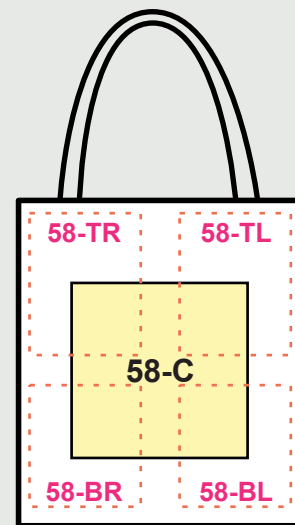
A100



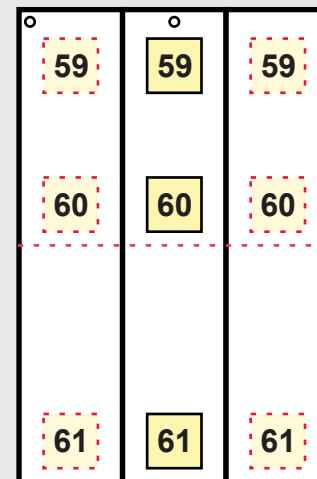
A101



A101 WI ZIPPER




EPNW4915



T110 - T140

PLACEMENT	LOGO DESCRIPTION & SIZE	PRODUCTION PLACEMENT	DECORATION		
			SP	EMB	HT
41	FC FRONT CENTER - 4"W / 12"H **SPECIFY VERTICAL PLACEMENT (TOP/MIDDLE/BOTTOM**)	2" DOWN FROM SEAM	●	●	●
42	RC/LC RIGHT/LEFT CHEST - 3"W / 4"H	2" FROM SEAM	●	●	●
43	FF FULL FRONT - 7"W / 10"H	2.5" FROM SEAM	●	●	●
44	RS/LS RIGHT/LEFT SIDE - 4" X 4"	9" DOWN FROM SEAM	●	●	●
45	RP/LP RIGHT/LEFT POCKET - 3"W / 3"H **DIGITAL QUICK PRINT ONLY**	CENTERED IN POCKET			●
46	BS BOTTOM SEAM - 10"W / 3"H	1" FROM SEAM	●	●	●
47	RH RIGHT HIP - 4.5"W / MAX 1.5"H **DIGITAL QUICK PRINT OR EMBROIDERY ONLY**	CENTERED BETWEEN SEAMS			●
48	CH CENTER HIP - 4"W / MAX 1.5"H **DIGITAL QUICK PRINT OR EMBROIDERY ONLY**	CENTERED BETWEEN SEAMS			●
49	LH LEFT HIP - 4"W / MAX 1.5"H **DIGITAL QUICK PRINT OR EMBROIDERY ONLY**	CENTERED BETWEEN SEAMS			●
50	RP RIGHT POCKET - 4"W / 4"H **DIGITAL QUICK PRINT ONLY**	CENTERED IN POCKET		●	●
51	CP CENTER POCKET - 4"W / 4"H **DIGITAL QUICK PRINT ONLY**	CENTERED IN POCKET		●	●
52	LP LEFT POCKET - 4"W / 4"H **DIGITAL QUICK PRINT ONLY**	CENTERED IN POCKET		●	●
53	RH RIGHT HIP - 4.5"W / MAX 1.5"H **DIGITAL QUICK PRINT**	CENTERED BETWEEN SEAMS			●
54	CH CENTER HIP - 4.5"W / MAX 1.5"H **DIGITAL QUICK PRINT**	CENTERED BETWEEN SEAMS			●
55	LH LEFT HIP - 4.5"W / MAX 1.5"H **DIGITAL QUICK PRINT**	CENTERED BETWEEN SEAMS			●
56	RP RIGHT POCKET - 4"W / 4"H **DIGITAL QUICK PRINT ONLY**	CENTERED IN POCKET		●	●
57	LP LEFT POCKET - 4"W / 4"H **DIGITAL QUICK PRINT ONLY**	CENTERED IN POCKET		●	●
58	F-C/B-C FRONT/BACK CENTER - 10" X 10" **SPECIFY "TR/TL/BR/BL" IF PLACEMENT IS NOT CENTERED ON BAG**	CENTERED ON BAG	●	●	●
59	T-CP TOP CENTER PANEL - 3" X 3" **DEFAULT EMBROIDERY IS ON THE CENTER PANEL** **SPECIFY WHEN REQUEST IS FOR LEFT/RIGHT PANEL**	CENTERED ON BAG	●	●	●
60	M-CP MIDDLE CENTER PANEL - 3" X 3" **DEFAULT EMBROIDERY IS ON THE CENTER PANEL** **SPECIFY WHEN REQUEST IS FOR LEFT/RIGHT PANEL**	CENTERED ON BAG	●	●	●
61	B-CP BOTTOM CENTER PANEL - 3" X 3" **DEFAULT EMBROIDERY IS ON THE CENTER PANEL** **SPECIFY WHEN REQUEST IS FOR LEFT/RIGHT PANEL**	CENTERED ON BAG	●	●	●

PERSONALIZATION



PLACEMENT	LOGO DESCRIPTION & SIZE	DECORATION		
		SP	EMB	HT
62	H <i>HORIZONTAL</i> - 0.5" IN HEIGHT (MAX - 5" WIDE) **AVERAGE # OF CHARACTERS - 13 ** ***PERSONALIZATION WILL BE FORCED IF MORE THAN 13 CHARACTERS***	●	●	●
63	V <i>VERTICAL</i> - 12" IN HEIGHT - (MAX - 3.5" WIDE) **AVERAGE # OF CHARACTERS - 13 ** <i>SPECIFY ORIGIN (TOP/BOTTOM)</i> ** ***PERSONALIZATION WILL BE FORCED IF MORE THAN 13 CHARACTERS***	●	●	●
64	S <i>STACKED</i> - 12" IN HEIGHT - (MAX - 3.5" WIDE) **AVERAGE # OF CHARACTERS - 13 ***PERSONALIZATION WILL BE FORCED IF MORE THAN 13 CHARACTERS***	●	●	●

SLEEVE - HORIZONTAL

NAME

2.5" X 0.5"

YOUR NAME

5" X 0.5"

YOUR NAME HERE

5" X 0.5"

SLEEVE - STACKED

1" X 12" Y
O
U
R
N
A
M
E
H
E
R
E

1" X 8" Y
O
U
R
N
A
M
E
H
E
R
E

1" X 5" N
A
M
E

FRONT/BACK - HORIZONTAL

NAME

6.5" X 2"

YOUR NAME

14" X 2"

YOUR NAME HERE

14" X 2"

**POINT SIZE WILL REMAIN CONSISTENT FOR ALL NAMES*
**NAMES WILL BE PROCESSED AS PER CUSTOMER'S LIST (PLEASE CHECK FOR SPELLING AND CASE SENSITIVITY)*

	PLACEMENT	LOGO DESCRIPTION & SIZE	DECORATION		
			SP	EMB	HT
65	T-S	<i>TEAM - SMALL</i> - NAMES - 1" IN HEIGHT - NUMBERS - 3.5" HEIGHT ***GAP - 0.5" IN HEIGHT***	●	●	●
66	T-L	<i>TEAM - LARGE</i> - NAMES - 2" IN HEIGHT - NUMBERS - 8" HEIGHT ***GAP - 1" IN HEIGHT***	●	●	●
67	T-XL	<i>TEAM - X-LARGE</i> - NAMES - 3" IN HEIGHT - NUMBERS - 10" HEIGHT ***GAP - 3" IN HEIGHT***	●	●	●